

FLEXIBLE LED SCREEN

(Indoor module 240mm*120mm,P1.5,P1.875, P2, P2.5)



CHARACTERS



1920/3840Hz



High flexibility



170g/pc



Magnetic suction installation



Ultra-thin



Low power consumption




Soft silica gel



Front Maintenance



DDW-LEDFL



- Magnetic suction installation
- No Cabinet Design
- Super Thin & Light Design
- Easy installation and maintenance
- Any Shape Can be Customized
- Energy saving and environmental protection

SPECIFICATIONS

Pixel pitch	P1.56	P1.875	P2	P2.5
Module size/mm	240*120	240*120	240*120	240*120
Weight	190g	170g	170g	170g
Color	1R1B1G	1R1B1G	1R1B1G	1R1B1G
Modulator tube	SMD1010	SMD1010	SMD1010	SMD1515
Resolution	409600	284444	250000	160000
View angle	140°	140°	140°	140°
Brightness cd/m²	800-1200	800-1200	800-1200	800-1200
Best view distance/m	>1.56	>1.875	>2	>2.5
Frame rate	≥60/sec	≥60/sec	≥60/sec	≥60/sec
Protective Grade	IP31	IP31	IP31	IP31
Drive mode	Dynamic scan	Dynamic scan	Dynamic scan	Dynamic scan
Refresh rate/Hz	1920/3840	1920/3840	1920/3840	1920/3840
Scan Mode/s	1/48	1/32	1/30	1/24
Maximum power w/m²	700	700	700	700
Average power w/m²	350	350	350	350
Working temperature	-15°C~+40°C	-15°C~+40°C	-15°C~+40°C	-15°C~+40°C
Storage Humidity	-25%~+70%	-25%~+70%	-25%~+70%	-25%~+70%
Controlling system	Synchronous or asynchronous	Synchronous or asynchronous	Synchronous or asynchronous	Synchronous or asynchronous

LED FLEXIBLE MODULE

Flexible LED screen is a rubber-based, magnetic led video tile, with very unique features of Convex, Concave, even twisted and shaped to creative curved and waved LED applications.


Module weight only **170g**



Super High Definition
P1.5, P1.875, P2, P2.5



Magnetic Suction Installation
Magnet suitable adjustment to ensure flatness



Flat Cable
Convenient installation, also can prevent row needles wrecking in the transport process.

Good Flexibility
Flexible structure can be bent to different degrees



ANY SHAPE CAN BE CUSTOMIZED

Flexible LED module can be spliced into circular, wavy curved and cylindrical shapes at will



1. Cylindrical



2. Cuboid



3. Wavy

EASY INSTALLATION

The cabinet signal line and power line are connected by quick-connecting connectors, which is convenient and quick to install and simple to operate; Can be used with professional audio processing systems.



Cylindrical metal structure

No cabinet metal frame, drastically deducting the screen weight. we can design any shape of structure as you need.




Magnetic Suction Installation

By fixing module on cabinet with magnets, modules can be removed directly effortlessly without any tool signal and power system can all be serviced from front easily.



Installation effect

Can meet most shapes. It has realistic colors and is the best choice for special-shaped screens.




LED Module



Metal frame



Finished product display



LED Module



Metal frame



Finished product display

ADVANTAGES


Reliable, stable and convenient for front desk maintenance. High gray scale, high refresh rate, no image delay, ghosting.

HIGH REFRESH RATE

High refresh rate, the screen playback is clearer and smoother



3840Hz



1920Hz

HIGH GRAY SCALE

Rich colors and exquisite picture details



High Gray Rate

Less detail loss in dark parts




Low Gray Rate

HIGH CONTRAST

Wide color gamut, uniform color, fine and soft picture with no rainbow effect;



High Contrast



Low Contrast

POPULAR APPLICATIONS



PACKAGING & TRANSPORTATION



Address: 6F, Block A, Building 10, Fuyong
Huafeng Science and Technology Park, Baoan
District, Shenzhen 518103
Homepage: www.ddw.net

Business contact: info@ddw.net
Mobile/WeChat/WhatsApp/ICQ: +00 8613417558100
Skype: brightsteve **Tel/Fax:** +86-755-23229716

