

## Model DS401FS

### Full Height Turnstile (Black Painting)

The DS401FS black full height turnstile is an excellent choice for areas requiring high security.

It features a canopy that protects the body from inclement weather and prevents unauthorized entry by individuals attempting to climb over.

The turnstile is available in black, red, or blue color options.

This turnstile is ideal for various locations such as embassies, stadiums, banks, jails, oil fields, construction sites, and stations.

## Features

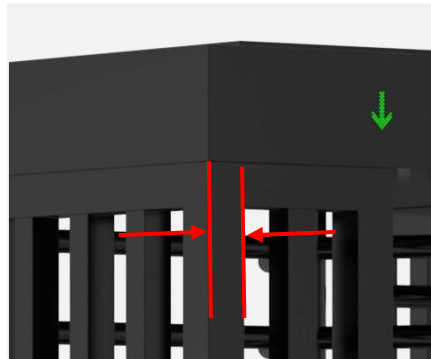
- Two way or one way working.
- The movement with absorber structure, making the product operate very quietly.
- Solid rain protection roof to resist bad weather and intrusions.
- Support integrated with any type of access control systems.
- Anti-tailing function: only one person passes at one time.
- Structure of trunking to contain cable tidy inside the case
- Green and red LED indicator display passing status.
- Indoor/outdoor use.
- Fire safety requirements, arms open automatically.
- Entry direction can be controlled manually through lock.
- Easy to install and maintain.
- 3 years warranty support.

## Customized Service


- Material optional.
- 90° or 120° rotors optional.
- Appearance color can be customized based on installation environment.
- Dimensions can be customized to meet your request.
- Logo can be customized.
- Picture: high resolution and scene picture can be customized



Manually Control Entry Direction



80\*80mm Tube, Stable Structure



Canopy Protect



90°/120° Rotor Optional  
(three or four sections)



Black/Blue/Red Color Optional



Anti-tailing Function:  
one person can pass at one time



Card Solution



QR/Bar Code Solution



Biometric Solution



Remote Control



Touchless Button



Card



QR Code



Fingerprint



Face




Palm Vein

DS401FS Black installed at the private

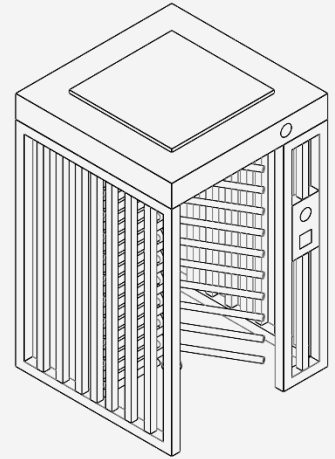


## Specifications

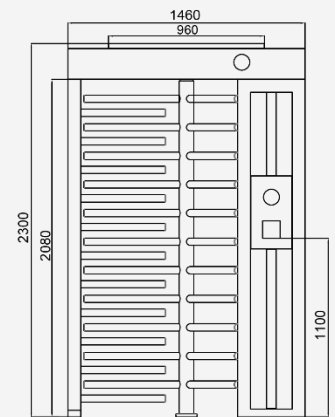
Model No.	DS401FS
Type	Black painting
Brand	Daosafe
Framework Material	Steel + stoving varnish
Dimension	1460 * 1460 * 2300mm
Inner Height	2080mm
Net Weight	300kg/pcs
Passage Width	625mm/lane
Passing Direction	Single directional / Bi-directional
MCBF	10 million
Power Supply	AC220V/110V, 50/60Hz
Operation Voltage	24V DC
Power Consumption	40W
Operation Temperature	-15 °C - 60 °C
Operation Humidity	0 ~ 95% (No freeze)
Working Environment	Indoor / Outdoor
Flow Rate	30 people per minute
LED Indicator	Two LED indicators on top: green → entry, red × no entry
Communication	Dry contact, Relay signal, RS485
Emergency	Arms will open automatically
Flexibility	Integrate with any access control



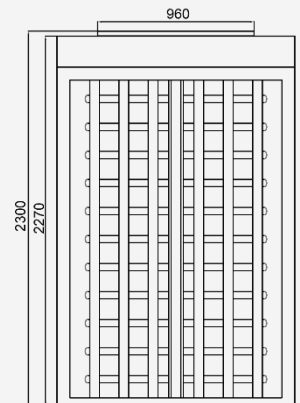
## Dimensions



**Front View**



**Side View**



**Top View**

