



Model DS208D

Swing Turnstile Gate

DS208D swing turnstile with four major advantages:

- It is manual type gate, does not require electricity to work.
- Supports one-way and two-way, can be adjusted according to needs.
- Telescopic swing arm, 1pcs can support 800-1200mm arm for wide passageway, wheelchair, and pedestrian with large luggage can also pass.
- It has a large white plexiglass in the middle of the swing arm, which can be customized with your own logo brand, making the overall design very aesthetically.

Features

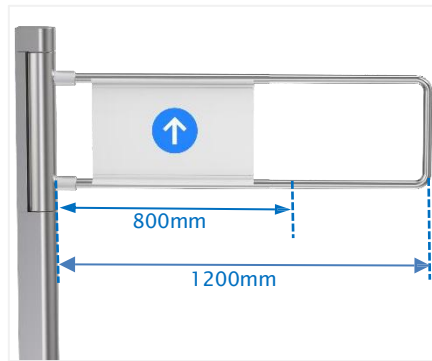
- Two way or one way working.
- Passage width: 1pcs support 800-1200mm. 2pcs can support largest 1800mm width, which support 3-4 people entry at the same time.
- Low noise, system runs smoothly.
- Indoor and outdoor use.
- Easy to install and maintain.
- 3 years warranty support.

Customized Service

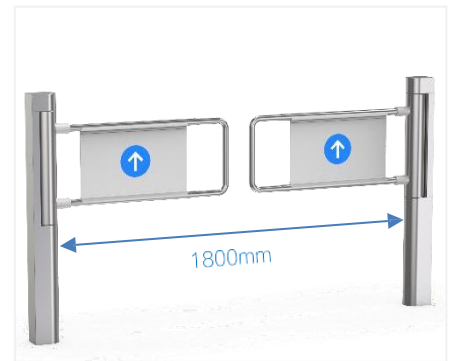
- Appearance color can be customized based on installation environment.
- Dimensions can be customized to meet your request.
- Logo can be customized.
- Picture: high resolution and 3D renderings pictures can be customized.




Logo Custom



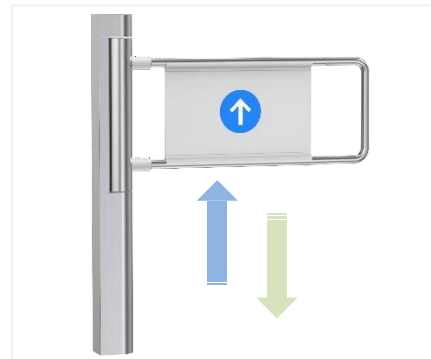
Telescopic Swing Arm



Double-Open Mode



110mm Slim Body



Left or Right Manual Push



Black Color Optional

One unit installed at entrance



emel_mobilidade
Funicular Graça | Lisboa



emel_mobilidade
#emel #moremobili

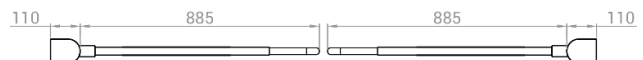
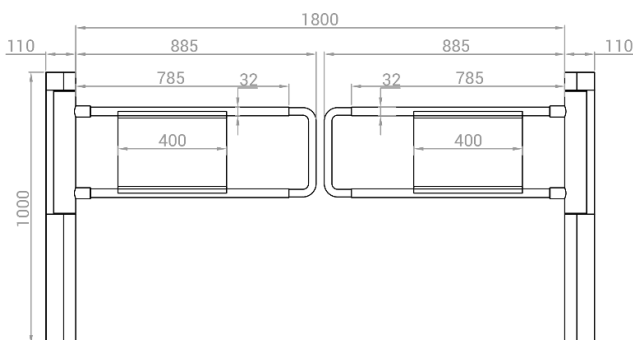
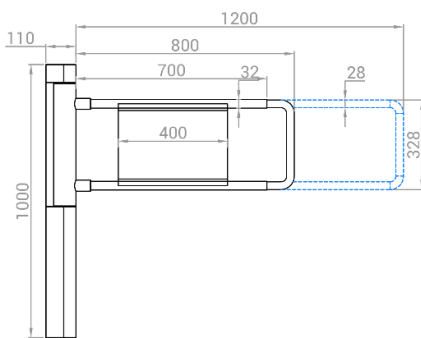
raça

Specifications

Model No.	DS208D
Type	Manual Swing Turnstile
Brand	Daosafe
Framework Material	304 full stainless steel
Arm Material	304 full stainless steel
Dimension	110(L)*89(W)*1000(H)mm
Net Weight	25kg/pcs
Passage Width	<ul style="list-style-type: none"> • One unit: 800mm (standard)~1200mm (Maximum) • Two unit double open: 1600mm (standard)~1800mm (Maximum) • 900mm (recommended disabled lane)
Operation Temperature	-20~75°C (can be customized)
Operation Humidity	0 ~ 95% (No freeze)
IP Level	IP54(standard)/IP65 (can be customized)
Working Environment	Indoor/Outdoor
Flow Rate	40 people per minute
Passing Direction	Single directional/Bi-directional

Dimensions

Parameter	Standard	Recommended (disabled)	Maximum	Note
Passage Width (one unit)	800mm	900mm	1200mm	The arm cannot be too long to prevent the base from being unable to support it
Passage Width (Two units double open)	1600mm	/	1800mm	



Two units double open mode installed at supermarket

