



Model DS409

Full Height Turnstile with Bicycle Gate

DS409 Full height turnstile the most obvious feature is that the turnstile with bicycle gate for pedestrian and bicycle access. Which is a high safety and convenient access solution for both pedestrian and rider with bike.

It supports 900mm for bicycle access, and supports 600mm standard gate for pedestrian access.

Features

- Two way or one way working.
- Support 900mm for bike, 600mm for pedestrian.
- The movement with absorber structure, making the product operate very quietly and runs smoothly.
- Lock structure: security can control both entry and exit, for example, in case of power failure, people can exit but cannot enter unless authorized by security.
- Green and red LED indicator display passing status.
- Outdoor/indoor use
- Fire safety requirements, arms open automatically.
- Easy to install and maintain.
- 3 years warranty support.

Customized service

- Appearance color can be customized based on installation environment.
- Material optional.
- Dimensions can be customized to meet your request.
- Logo can be customized.
- Picture: high resolution and scene picture can be customized



Logo Custom




LED Light



Waterproof



Manually Control Entry Direction



600mm For Pedestrian, 900mm For Bicycle

Access Control System

Daosafe turnstile gates can be well integrated with any 3rd party access control systems



Card Solution



QR/Bar Code Solution



Biometric Solution



Remote Control



Touchless Button



Card



QR Code



Fingerprint



Face



Palm Vein

DS409 installed at the building entrance

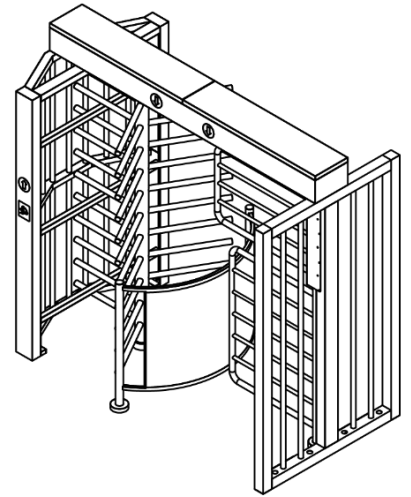


Specifications

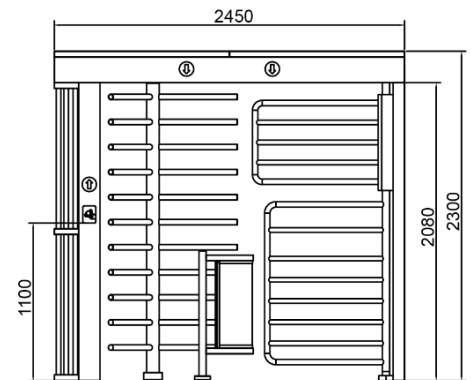
Model No.	DS409
Type	Full Height Turnstile with Bicycle Gate
Brand	Daosafe
Framework Material	304 full stainless steel
Arm Support	120° rotors with 3 sections
Dimension	2450*1260*2300mm
Net Weight	380kg/pcs
Passage Width	2 lanes: 600mm/lane (for pedestrian) 900mm/lane (for bicycle)
Passing Direction	Single directional / Bi-directional
MCBF	10 million
Power Supply	AC220V/110V, 50/60Hz
Operation Voltage	24V DC
Power Consumption	40W
Operation Temperature	-15 °C - 60 °C
Operation Humidity	0 ~ 95% (No freeze)
Working Environment	Indoor/Outdoor
Flow Rate	30 people per minute
LED Indicator	Two LED indicators on top: green → entry, red × no entry
Communication	Dry contact, Relay signal, RS485
Emergency	Automatic arm open when power off
Flexibility	Integrate with any access control



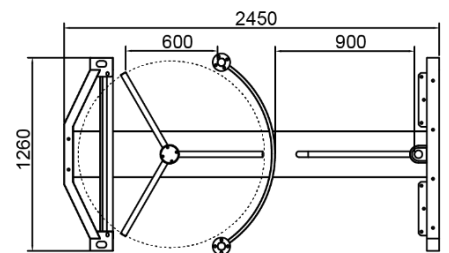
Dimensions



Front View



Top View



Side View

