



## Model DS401

### Full Height Turnstile (single door)

DS401 full height turnstile is the highest security kind of turnstile and designed in single door type for pedestrian access, which can make stricter force control than other type. 304/316 stainless steel framework to resist harsher circumstances. It is suitable for areas with high security. (e.g.: Embassy, stadium, bank, jail, oil field, construction site, station).

## Features

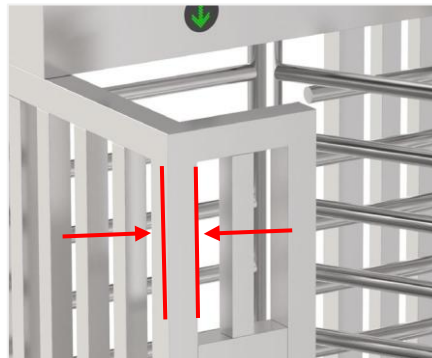
- Two way or one way working.
- 304 brushed stainless steel, durable and antirust.
- The movement with absorber structure, making the product operate very quietly.
- Support integrated with any type of access control systems.
- Anti-tailing function: only one person passes at one time.
- Structure of trunking to contain cable tidy inside the case
- Green and red LED indicator display passing status.
- IP65 waterproof level, indoor/outdoor use.
- Fire safety requirements, arms open automatically.
- Entry direction can be controlled manually through lock.
- Easy to install and maintain.
- 3 years warranty support.

## Customized Service

- Material optional.
- 90° or 120° rotors optional.
- Appearance color can be customized based on installation environment.
- Dimensions can be customized to meet your request.
- Logo can be customized.
- Picture: high resolution and scene picture can be customized



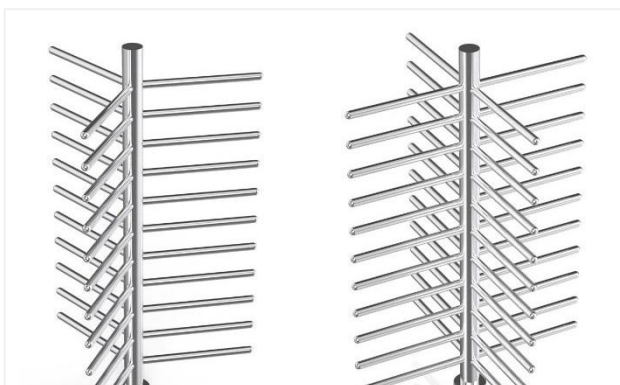
Manually Control Entry Direction



80\*80mm Tube, Stable Structure



304SS Waterproof



90°/120° Rotor Optional (three or four sections)



Anti-trailing Function: one person can pass at one time



Card Solution



QR/Bar Code Solution



Biometric Solution



Remote Control



Touchless Button



Card



QR Code



Fingerprint



Face



Palm Vein

DS401 with railings installed at the apartment

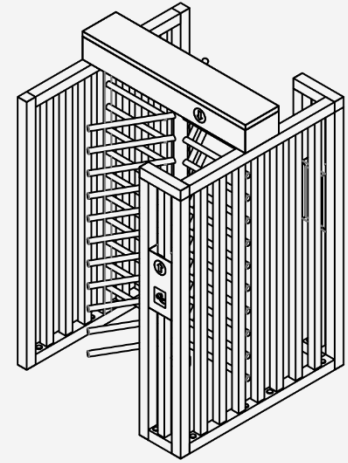


## Specifications

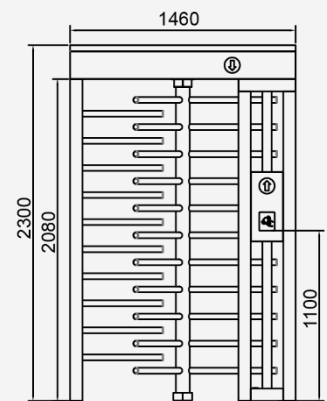
Model No.	DS401
Type	Full Height Turnstile
Brand	Daosafe
Framework Material	304 Stainless Steel
Dimension	1460 * 1460 * 2300mm
Inner Height	2080mm
Net Weight	250kg/pcs
Passage Width	646mm/lane
Passing Direction	Single directional / Bi-directional
MCBF	10 million
Power Supply	AC220V/110V, 50/60Hz
Operation Voltage	24V DC
Power Consumption	40W
Operation Temperature	-15 °C - 60 °C
Operation Humidity	0 ~ 95% (No freeze)
Working Environment	Indoor / Outdoor
Flow Rate	30 people per minute
LED Indicator	Two LED indicators on top: green → entry, red × no entry
Communication	Dry contact, Relay signal, RS485
Emergency	Arms will open automatically
Flexibility	Integrate with any access control



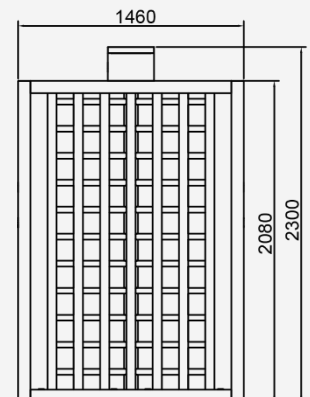
## Dimensions



Front View



Side View



Top View

