



Model DS-V70

Speed Gate

DS-V70 is the most stylish and exquisite security speed gate turnstile on the market. Its main advantages:

- Featuring a sleek design with stainless steel body streamlined long body, the body is embedded with light strips. Blue, green and red Led wrap the body and have color-changing effect. When people swipe the card, the front side light turns green, back side light turns red.
- Top card swiping panel uses the popular circle ring 2-color light, replacing the traditional arrow light, making the product more dazzling.
- Infrared sensor at the bottom of the cabinet. When infrared person passing by, the door will open.
- Support 600mm~1200mm for wide passageway, wheelchair, and pedestrian with large luggage can also pass. Support 900~1800mm max. glass height which is perfect for the places where need high security requirement.

Features

- Two way or one way working.
- 0.1S fast open speed, 45 person/min high throughput.
- Passage width can be extended to 600~1200mm.
- Lower power consumption.
- Low noise, system runs smoothly.
- Blue, green and red LED indicator display passing status.
- Support integrated with any type of access control systems.
- 110mm slim cabinet.
- Indoor use.
- Fire safety requirements, arms open automatically.
- Easy to install and maintain.
- 3 years warranty support.

Customized Service

- Appearance color can be customized based on installation environment.
- Dimensions can be customized to meet your request.
- Logo can be customized.
- Reader mount space can be customized.
- Arm glass width and height are optional.
- Base optional: can add DSSP6005 base
- Infrared sensor number optional.
- Waterproof outdoor can be customized.
- Picture: high resolution and 3D renderings pictures can be customized.
- The wireless remote control is available as a customized option, allowing front-desk staff to control the gate directly.

Functions

- **Infrared sensor alarm function:**
in case of illegal intrusion and reverse intrusion.
- **Anti-intrusion function:**
the gate is locked automatically until valid opening signal input.
- **Anti-reverse function:**
the turnstile alarms if someone wants to entry in the reverse direction.
- **Anti-trailing function:**
the speed gate alarms if someone wants to burst in without permission.
- **Anti-collision and anti-kick function:**
it designed with consolidated and more durable mechanism, will not break even someone collide it.
- **Mechanism self-protection:**
the arm will reset automatically if off position. The movement will not be broken or damaged even hit.




Logo Customized




3-color Lights: Green, Blue, Red



Wide Lane Optional



Anti-kick Function



Anti-reverse Function



Anti- trailing Function

Access Control System

Daosafe turnstile gates can be well integrated with any 3rd party access control systems



Card Solution



QR/Bar Code Solution



Biometric Solution



Remote Control



Touchless Button



Card



QR Code



Fingerprint




Face





Palm Vein

Four lanes with card solution installed at café shop

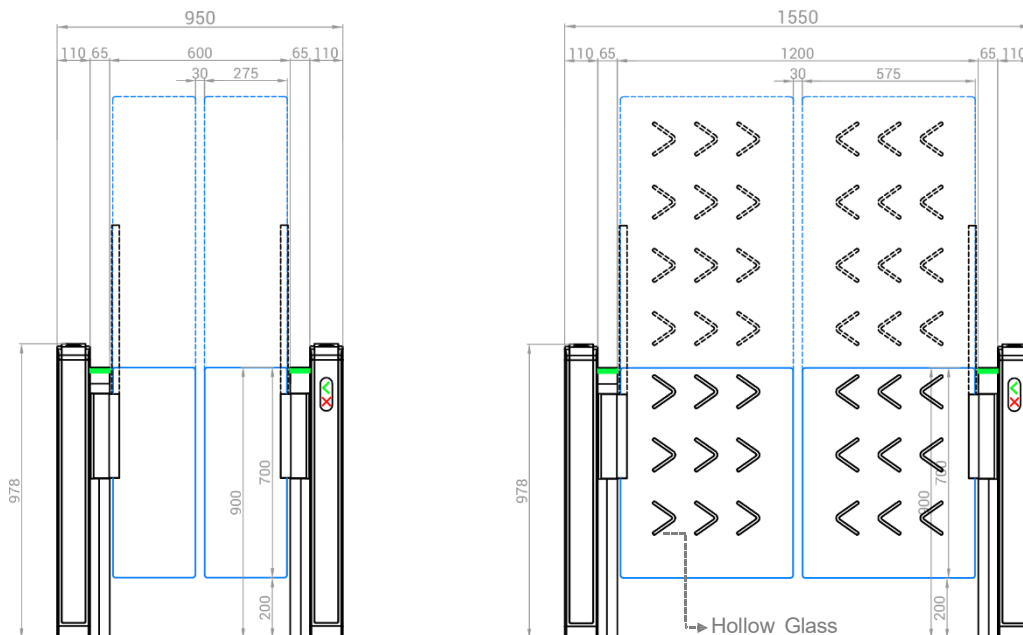
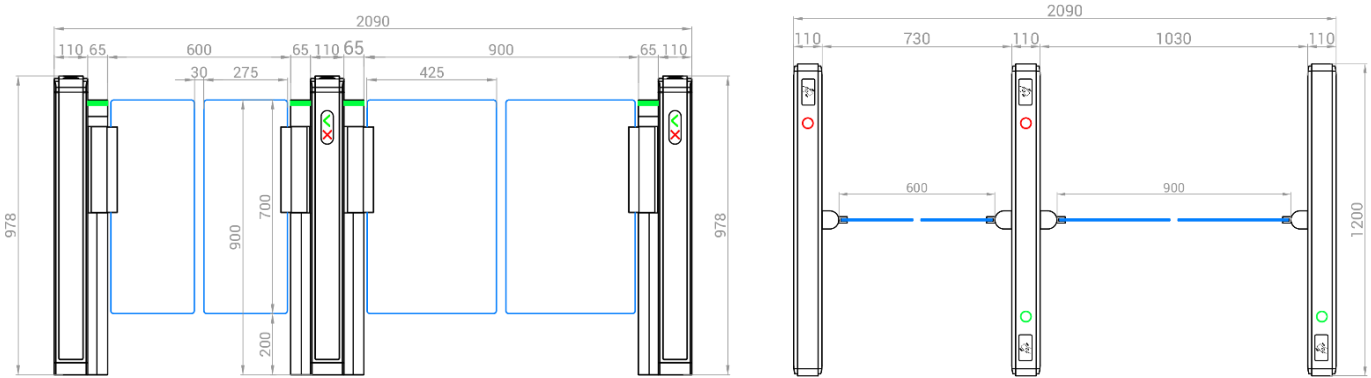
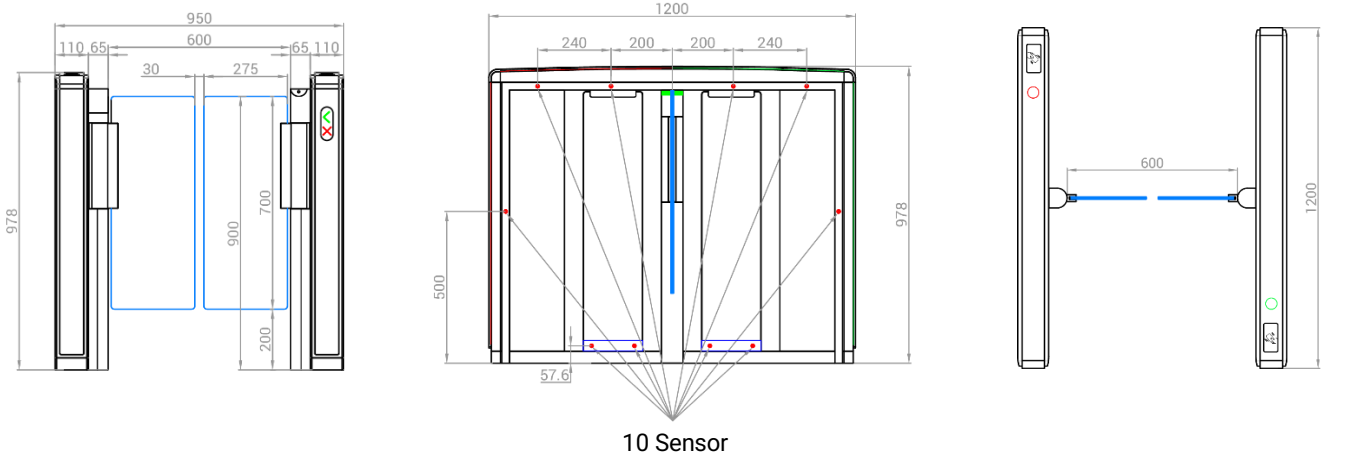


Specifications

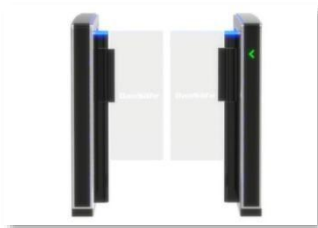
Model No.	DS-V70
Type	Speed Gate
Brand	Daosafe
Framework Material	Cabinet: steel Movement: black powder coated Top + front and back sides: thickened black acrylic
Arm material	Plexiglass 10mm (standard) Tempered glass 8mm/10mm (optional)
Dimension	1200(L)*110(W)*978(H)mm
Net Weight	80kg/pcs (single core), 100kg/pcs (double core)
Passage Width	<ul style="list-style-type: none"> • 600mm (standard)~1200mm (Maximum) • 900mm (recommended disabled lane) • Wider width increases arm size and motor load.
Arm Height	<ul style="list-style-type: none"> • 900mm (standard), 1800mm max. (optional) • For 1800mm(H)+1200mm(W), need use hollow glass arm to reduce wind resistance.
Passing Direction	Single directional/Bi-directional
MCBF	15 million
Power Supply	AC220V/110V, 50/60Hz
Operation Voltage	24V DC
Power Consumption	40W
Operation Temperature	-20 °C ~ 75 °C (can be customized)
Operation Humidity	0 ~ 95% (No freeze)
IP Level	IP54 (standard), IP65 (can be customized)
Working Environment	Indoor/Outdoor (can be customized)
Flow Rate	45 people per minute (short arm) 25 people per minute (high arm)
LED Indicators (Strips)	Blue color: power on, green color: entry, red color: no entry
LED Indicators (Panel)	Green circle  : entry, red circle  : no entry
Infrared Sensor	10 pairs (standard)
Card Reader Mount	Under the top of the cabinet Max. dimensions: 100(L)*50(W)*25(T)mm (can be customized)
Emergency	Arm open automatically when power off
Communication	Dry contact, Relay signal, RS485
Flexibility	Integrate with any access control

Dimensions

Parameter	Standard	Recommended (disabled)	Maximum	Note
Passage Width	600mm	900mm	1200mm	Wider width increases arm size and motor load
Arm Height	900mm	/	1800mm	For 1800mm H and 1200mm W, use hollow glass arms to reduce wind resistance



Lanes Solutions



One Lane



Two Lanes



Two Lanes with Disabled Access

Arm High Customization



Standard Arm



1.3m High Arm



1.8m High Arm

Two lanes with disabled lane installed at university



Five lanes high glass installed at media

