



## Model DSSP6004B

### Pedestrian Security Gate (electric lock)

The DSSP6004B full-height pedestrian security gate is designed for individual operation or to integrate with a full-height turnstile for access control. It features a standard relay signal for compatibility with various third-party access control systems. This setup is a common and ideal solution for managing access for package deliveries, carts, handicapped individuals, and similar needs.

## Features

- The direction of door opening: two-way.
- 304 brushed stainless steel, durable and antirust.
- Support integrated with any type of access control systems.
- IP65 waterproof level, indoor/outdoor use.
- Fire safety requirements, arms open automatically.
- Easy to install and maintain.
- 3 years warranty support.

## Customized Service


- Material optional.
- Appearance color can be customized based on installation environment.
- Dimensions can be customized to meet your request.
- Logo can be customized.
- Picture: high resolution and scene picture can be customized

## Access Control System

Daosafe turnstile gates can be well integrated with any 3<sup>rd</sup> party access control systems



Card Solution



QR/Bar Code Solution



Remote Control



Touchless Button



Fingerprint



Face



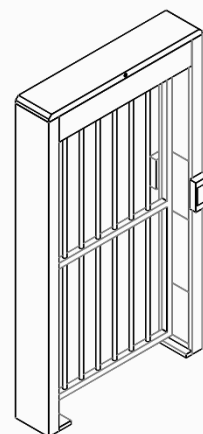
Palm Vein



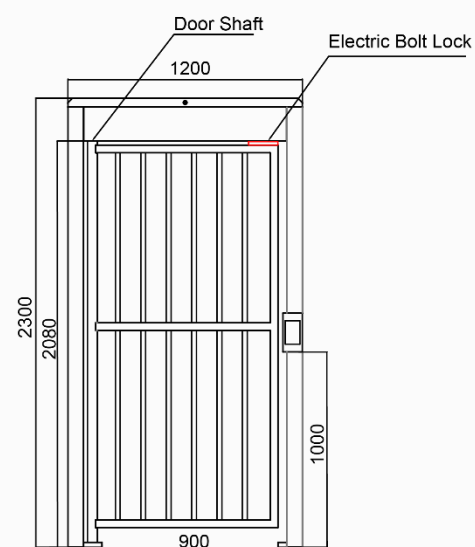
## Specifications

Model No.	DSSP6004B
Type	Electric lock
Brand	Daosafe
Framework Material	304 Stainless Steel
Dimension	1200 * 260 * 2300mm
Inner Height	2080mm
Net Weight	60kg/pcs
Passage Width	900mm
Passing Direction	Single directional / Bi-directional
Direction of Door Open	Two ways
MCBF	10 million
Power Supply	AC220V/110V, 50/60Hz
Operation Voltage	24V DC
Power Consumption	40W
Operation Temperature	-15 °C ~ 60 °C
Operation Humidity	0 ~ 95% (no freeze)
Working Environment	Indoor / outdoor
Flow Rate	30 people per minute
Communication	Dry contact, relay signal
Emergency	Arms will open when power off
Flexibility	Integrate with any access control

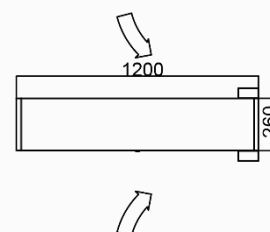
## Dimensions



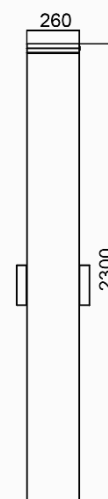
Front View



Top View



Side View



Colors Optional



## Comparison

### Model Photos



Model DSSP6004.

A

B

C

Opening Mode

Manual type

Manual type

Automatic type

Direction of Door Opening

One way

Two ways

Two ways

Electric Lock

×

✓

Motor with clutch

Access Control

×

Support any access controllers

Support any access controllers

Power Supply

×

✓

✓

LED Light

×

×

✓

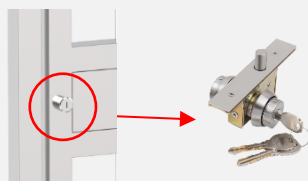
Self Close

×

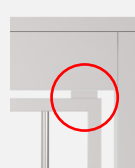
×

✓

Details



key cylinder



Electric bolt



Motor