


Whoosh!
so easy to park

MOBILE PHONE PARKING (MPP)



Pay from anywhere!



No cash needed!



Receive notifications



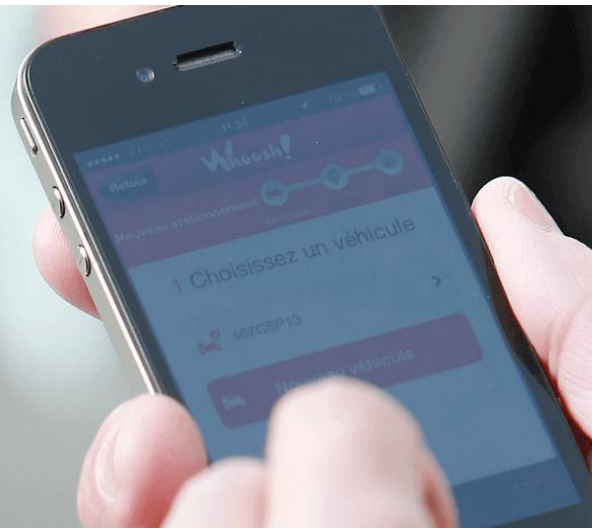
Extend your parking time



Avoid parking fines



History of transactions

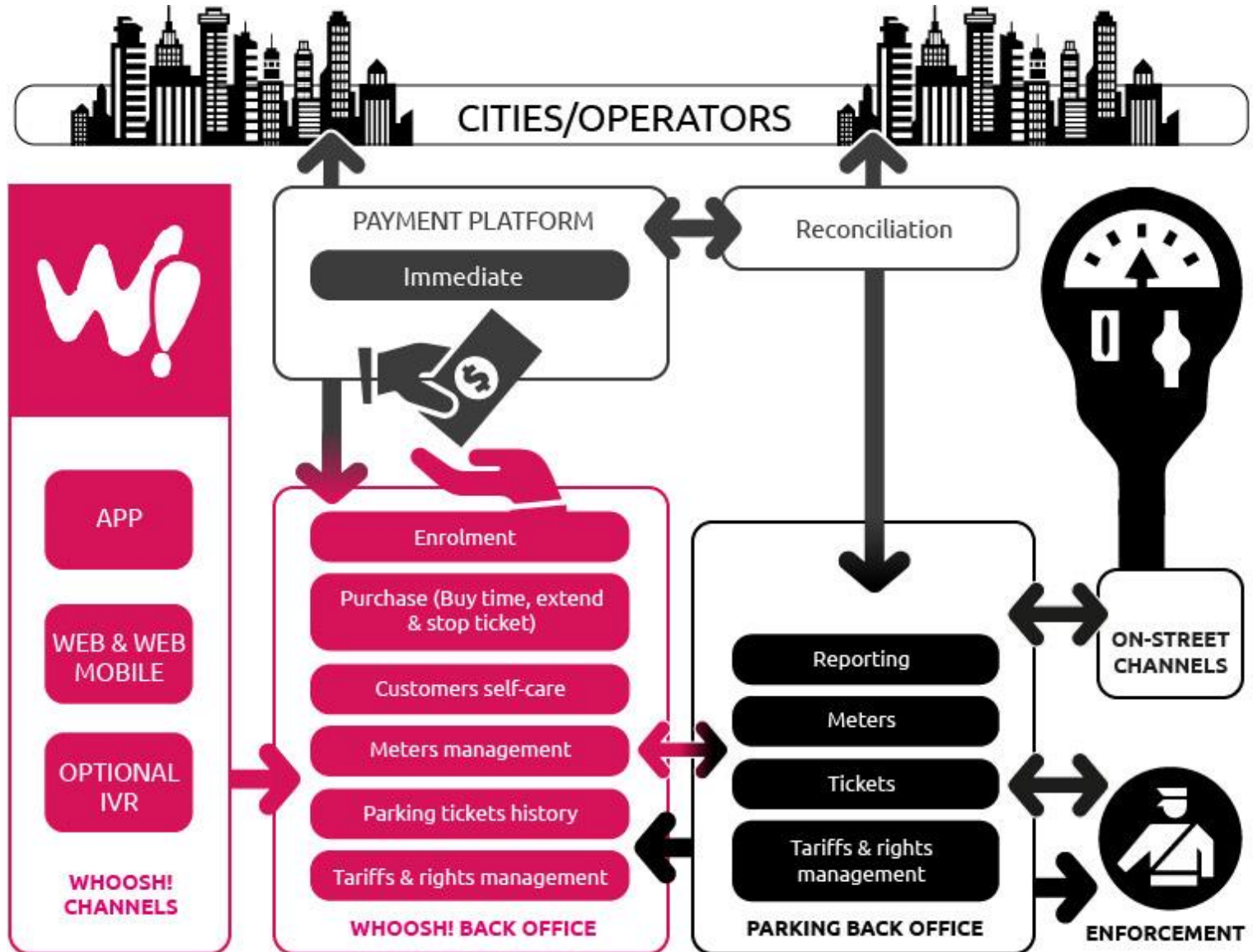


INTERNATIONAL PRESENCE



THE SYSTEM

THE HIGH LEVEL ARCHITECTURE OF THE SOLUTION



SYSTEM

Channels are all components provided to end users like mobile phone applications.

The Mobile Phone parking solution includes the following services:

- *Whoosh!* Channels
- *Whoosh!* Payment Platform with the integration of a Payment Service Provider (Ingenico Payment Services or SimplePay or Cybersource)
- *Whoosh!* Back office platform with the full integration in Analytics and myParkfolio for the city
- Native Integration & connection with Analytics and MyParfolio for easier enforcement & central view of parking data, including *Whoosh!*

BENEFITS

BENEFITS FOR LOCAL AUTHORITY AND OPERATIONS

- A solution that integrates with an already existing parking infrastructure
- A single system to consolidate payment dates
- Better compliance rates
- Increased customer satisfaction
- Fast and easy implementation of the service
- A reliable source for vehicle control and rotation
- Complimentary marketing assistance to drive adoption of the service




BENEFITS FOR USER

- An additional payment method, to make their experience simple and fast
- The ability to pay and extend remotely
- An optimal convenience to be able to pay as you go
- No cash. No coins. No problem!
- A reminder can be sent of the expiring time
- Payment history is available to keep track of parking payments
- Ensures a secure payment method



ON-STREET PARKING SOLUTIONS

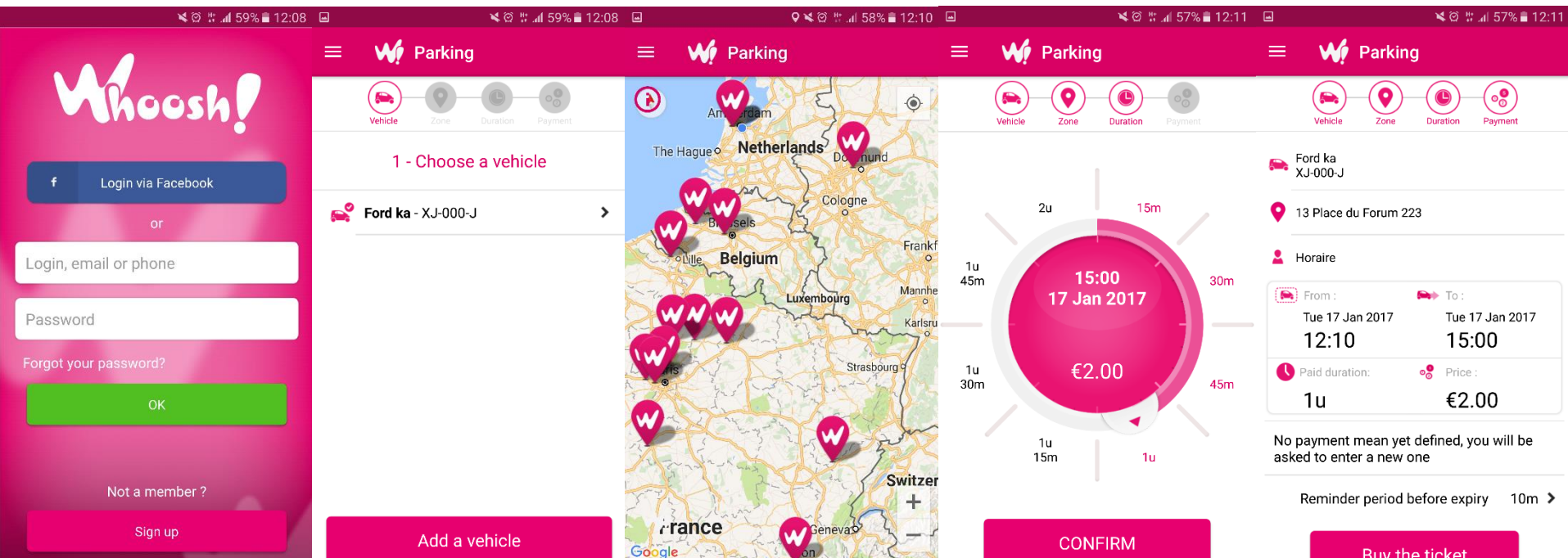
DIFFERENT DIVISES AND OPTIONS



The image displays the Whoosh! app interface across multiple devices. In the background, a desktop monitor shows the web version of the app, which includes a login form with fields for email, password, and a 'MODIFY' button. In the foreground, three mobile devices are shown. The leftmost device is an iPhone displaying a menu with options like 'FAQ', 'Start a new parking', 'Extend your ticket', 'My account', and 'History'. The middle device is an Android phone showing a parking ticket for 16h45 at 3.25€. The rightmost device is another iPhone showing a list of parking spots with details like location, duration, and time left.

Whoosh! is available on mobiles phones (Iphone, Android & Windows), tablets (iPad & Android), PC's and optionally Interactive Voice Response (IVR)

APP EXPERIENCE



1. SIGN UP OR LOGIN

Login by Facebook, login name, email or mobile phone number

2. OPEN THE WHOOSH! APP AND PARK!

Choose vehicle

3. CHOOSE LOCATION

Use Whoosh to select droplet closest to your car

4. CHOOSE DURATION

Select amount of time needed for your stay

5. PAY

Confirm your parking payment

REGISTER

Whoosh! customers can register several vehicles and pay in all cities where it is available.



English (UK) ▾

REGISTRATION

Login...

Password...

Password confirmation...

Email...

France (+33) ▾

Mobile phone number...

- ☐ I want to receive an email confirmation for each transaction.
- ☐ I accept to receive offers from Whoosh and its partners by email
- ☐ I accept to receive offers from Whoosh and its partners by SMS
- ☐ I accept the [Terms and Conditions](#)

☐ Je ne suis pas un robot



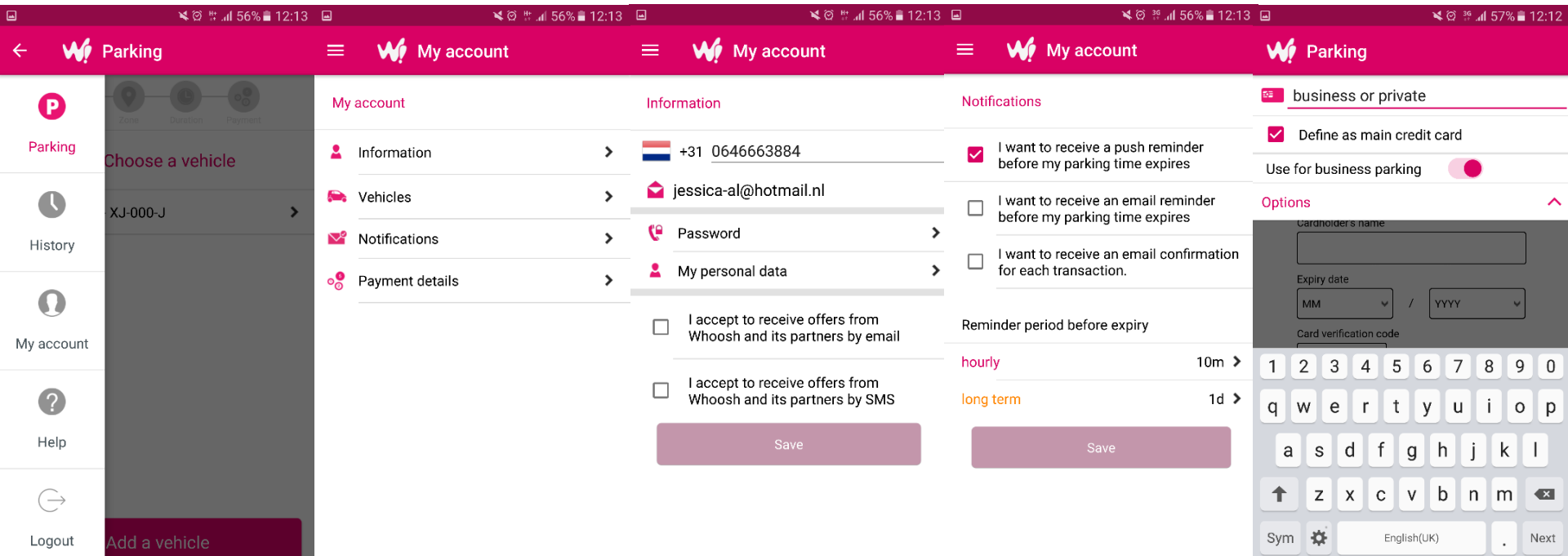
reCAPTCHA

Confidentialité - Conditions

BACK

CONFIRM

APP OPTIONS



OPTIONS APP

Parking, history, my account and help

MY ACCOUNT

Personal details, vehicles, notifications and payment details

MY ACCOUNT

Change password or personal details in app

NOTIFICATIONS





















Choose type of notification

5. PAYMENT DETAILS

Make a distinction between business and private transactions

APP SUPPORT



   Help	   Help	   Help
Help	FAQ	How it works
 FAQ >	 General >	 Start a ticket >
 How it works >	 Payment and security >	 Extend a ticket >
 Give your feedback >	 My account >	 My account >
	 Service >	 Sign up >

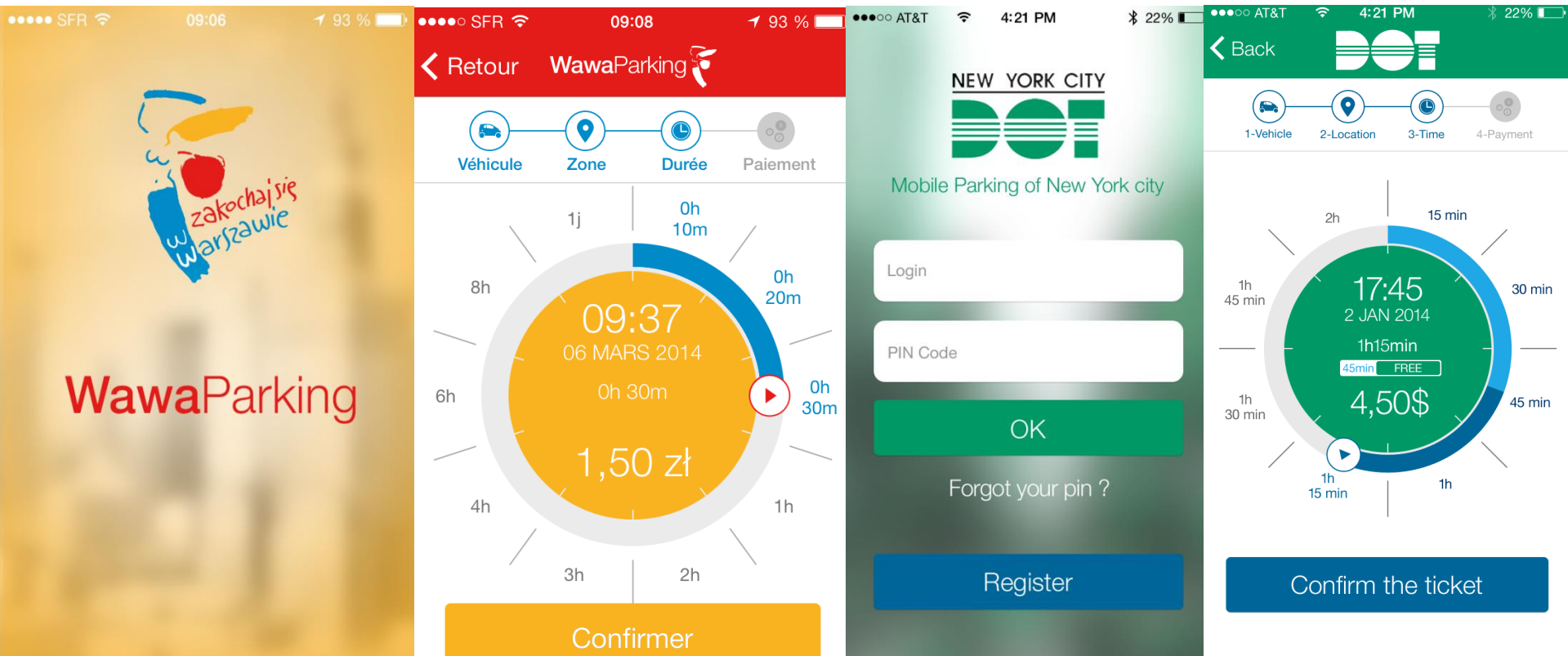
FEEDBACK

FAQ

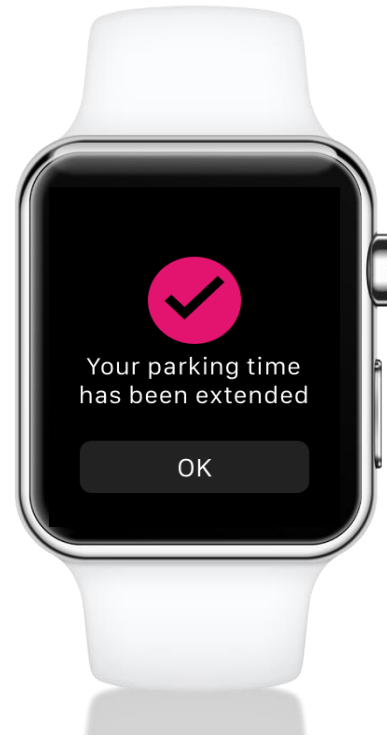
HOW IT WORKS

INTERFACE OF THE WHOOSH APP

Whoosh! offers the possibility to modify the design of app

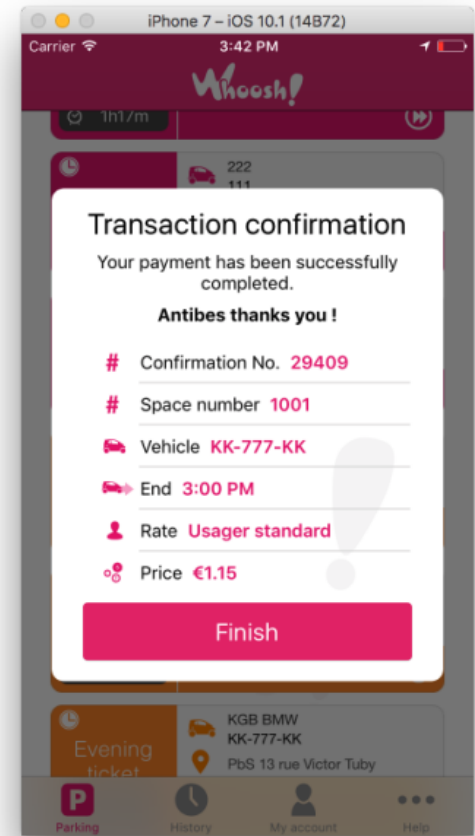
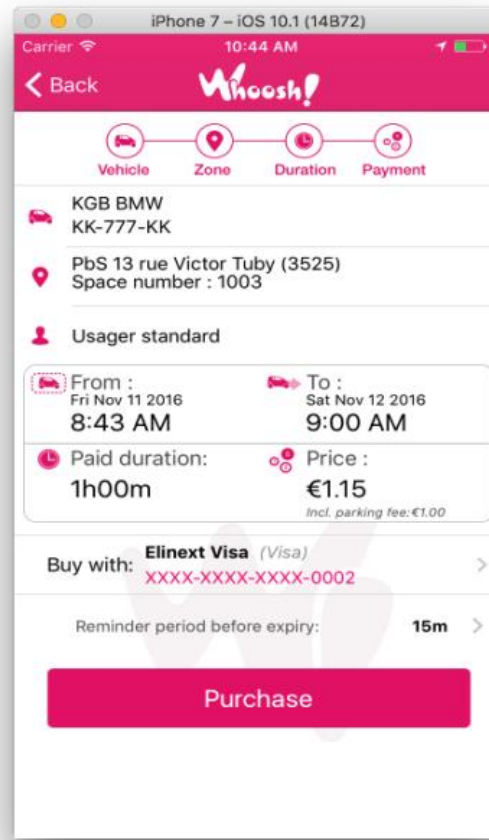
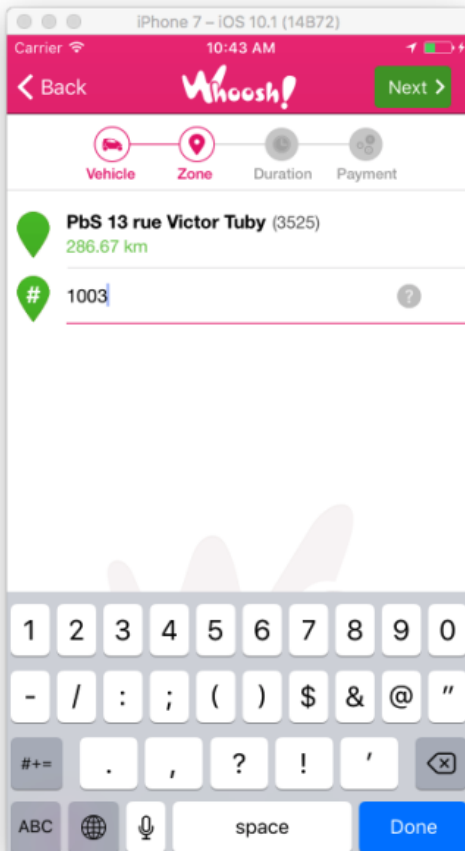


APPLE WATCH



PAY BY SPACE

In some areas, parking spots have delimited places and each place has its own number. The system optionally allows to route to different user profiles in the tariff according to the space typed by the Whooshers. This allows for instance to manage a VIP area into a parking lot (close to the entrance / exit).



RESPONSIVE COMMERCIAL WEBSITE



Advantages of Whoosh!

- ✓ Pay from anywhere!
- ✓ It's Simple and Fast
- ✓ Running Late? Pay as you go
- ✓ Receive a parking notification before your time expires
- ✓ Extend your parking time and avoid a penalty/parking charge notice
- ✓ History of parking transactions stored for future use



1. Park and Open Whoosh!

Park your car and open Whoosh app via mobile phone or internet.



2. Choose location

Use Whoosh to select droplet closest to your car.



3. Choose duration

Select amount of time needed for your stay.



4. Pay

Confirm your parking payment

Try Whoosh! Login or Create your account

LOGIN

CREATE YOUR ACCOUNT

STICKERS



Whoosh!
so easy to park

Pay for your parking
by **mobile phone**



Download Whoosh! for free

Available on the **App Store** | **Google play**

-  Enter your license plate number
-  Indicate the parking location
-  Choose the duration
-  Pay for your parking

VISA **MasterCard**

Also available on
Internet • Mobile web
www.whooshstore.com • m.whooshstore.com

